



VINYL WINDOWS

POLARIS WINDOWS & DOORS Comfort, energy efficiency and ease of ownership are built into every Polaris product.



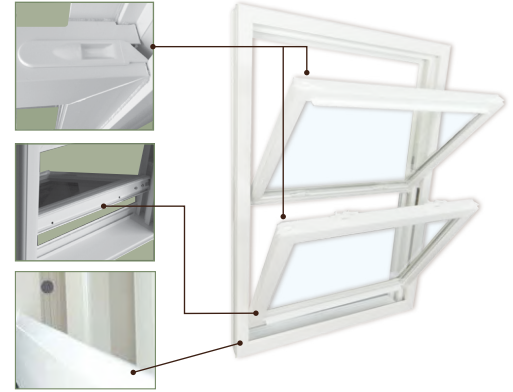
Awning • Basement • Bay • Bow • Casement • Double Hung • Garden • 2-Lite Glider • 3-Lite Glider



Tilt Latches have an updated look. Gives the window smoother operation, and better performance on structural testing.

Groove in bottom of sash for vinyl "fin" (just inside inner sill dam) to lock into, creating a secure fit.

Higher sill dam (1 3/8") to help increase higher structural numbers. Beveled edge creates a streamlined, clean finish.



PLATED LOCK OPTIONS



INTERNAL MINI BLINDS



WINDOW & MUNTIN COLORS



* Interior only; offered in all exterior colors
 ** not available in brown vinyl
 *** standard hardware finish when ordering woodgrains



Double Hung • Picture Window
 2-Lite Glider • 3-Lite Glider



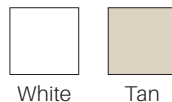
WINDOW & MUNTIN COLORS



Double Hung • Picture Window
 2-Lite Glider • 3-Lite Glider • Hopper




WINDOW & MUNTIN COLORS



Paint

Available for UltraWeld and ThermalWeld Plus Windows



WINDOW OPTION



energySmart® glass upgrades Low-E glass coating reduces ultraviolet light transmission. Argon gas fill between panes resists temperature transfer.



SCREEN OPTIONS



BetterVUE®

- 10% Better Insect Protection
- 10% Better Airflow
- 10% Clearer View



Standard

- Less airflow
- Slight more obstructed
- Proven and reliable



DOORS

POLARIS WINDOWS & DOORS Comfort, energy efficiency and ease of ownership are built into every Polaris product.

Ultra Entry Door

Thermal Steel + Fiberglass Entry Doors

LIFETIME LIMITED WARRANTY



DISTINGUISH YOUR HOME WITH A CUSTOM ENTRY DOOR FROM POLARIS®. With thousands of door options available, we know we can make the right one for you.

- Steel or Fiberglass door available in smooth or textured finish
- Paint & Stain available in 27 colors
- 15 Glass Lite Options
- 6 City Light Options
- Caming offered in 4 color options
- Ultra Performance Frame
 - > Rot Resistant
 - > Cost Effective
 - > Environmentally Conscious
- Composite Lock Block
- Steel Reinforced Strike Plate
- Energy Efficiency
 - > Low-E Glass
 - > Adjustable Threshold
 - > Compression Weather-Strip forms a weather-tight seal



Patio Door

UltraWeld • ThermalWeld Plus • DynaWeld

LIMITED LIFETIME WARRANTY

- Polaris® vinyl compound retains its pristine appearance for a lifetime.
- Fusion welding at door panel corners transforms for vinyl extrusions into a strong, one-piece door.
- Sloped, aluminum-reinforced sill guides rainwater outside and away.
- Our maintenance-free vinyl formulation continuously maintains its color as well as its smooth surface.
- Energy efficient vinyl is not a thermal conductor.
- Smooth gliding, solid steel zinc-plated tandem rollers, with an Iridium coating on exposed parts to protect against corrosion.
- Low-E film fixed between glass panes reduces ultra-violet light damage and heat gain. Argon filling in both air spaces resists temperature.
- Our extruded aluminum screen frames are much stronger than roll formed frames.
- Products put through rigorous testing by R&D, who ensures quality.

DOOR HARDWARE



GO KEYLESS

Easily installed with a screwdriver. No wiring required. ANSI Grade 2 electronic lock for enhanced security.



Bravura Elegant residential door hardware in a variety of styles and finishes



CAULK



Polaris White Silicone Sealant
ULWACSSW



Retractable Screen Away® with Magnetic Seal Series

The best value and tightest sealing 2/3 glass retractable Screen Away® door converts a storm door to a screen door instantly and blocks out weather with a magnetic seal.

- Magnetic weatherstrip seals like a refrigerator, keeping the weather out
- Retractable Screen Away® design offers the beauty of a clear view with the convenience of quick & easy ventilation
- 2/3 window offers increased sunlight
- DuraTech® finish protects against age and weather

Ventilating

- DuraTech® over solid core
- Flexguard closer
- WearTuff is 3x stronger
- 1-1/4" thick aluminum frame
- ReversaScreen for top or bottom ventilation
- Rigid steel kick panel
- 5-hinges handle high traffic
- Single closer



Custom Wood Double-Hung Window

- Color Options: 41 clad exterior colors, copper cladding, 10 wood interior finishes
- Wood Options: pine, knotty alder, douglas fir, mahogany, oak, walnut, cherry or custom options
- ENERGY STAR® Qualified Options
- Warranty: limited 20-years



Silestone EX Double-Hung Window

- Color Options: 29 clad exterior colors, 9 wood interior finishes
- Wood Options: natural or primed AuraLast Pine exterior
- ENERGY STAR® Qualified Options
- Warranty: limited 20-years



W-2500 Double-Hung Window

- Color Options: 7 clad exterior colors, 10 wood interior finishes
- Wood Options: pine interior
- ENERGY STAR® Qualified Options
- Warranty: limited 20-years



Builders Vinyl Double-Hung Window

- Color Options: 5 exterior colors, 3 interior colors
- Glass Options: energy efficient, protective, textured, tinted
- ENERGY STAR® Qualified Options
- Warranty: limited lifetime



Premium Vinyl Double-Hung Window

- Color Options: 9 exterior colors, 2 interior colors
- Woodgrain Options: cherry, light oak, dark oak interior
- ENERGY STAR® Qualified Options
- Warranty: limited lifetime



MBS features the entire Pella Window & Door product line at competitive prices!

DESIGNER SERIES®

- Exclusive snap-in window fashion technology
- Between-the-glass blinds, shades, & grilles.
 - Window fashions protect from dust & damage - reducing allergens.



ENCOMPASS BY PELLA®

- Competitively priced, easy-care vinyl
- Quality craftsmanship backed by Pella
 - Styles and options to fit most any budget
 - Exceptional energy efficiency

PELLA® Impervia®

- Incredibly strong fiberglass
- Duracast® the most durable material available in windows
 - Excellent performance
 - Exceptional energy efficiency

ARCHITECT SERIES®

- Exquisitely detailed wood windows
- Unique shapes, sizes, grille patterns, exterior colors and more.
 - 7 naturally beautiful wood interiors.
 - Options like Low-E triple-pane glass for exceptional energy efficiency.

PELLA® 250 Series

- Exceptional vinyl performance and style
- With triple-pane glass are 54% – 77% more energy-efficient than single-pane windows
 - More of our most popular features & design choices
 - A higher quality look than ordinary vinyl

PELLA® 305 Series

- Distinctive vinyl windows with superior performance
- Exclusive SmoothSeam™ welded corners are virtually invisible
 - Stronger & more durable than typical vinyl windows
 - 54% – 83% more energy efficient with triple-pane glass compared to single-pane windows



PELLA® 450 Series

- Beautiful collection of windows and patio doors
- Pella's most popular styles, sizes, features, & options
 - Pella wood craftsmanship
 - Exceptional energy efficiency
 - Triple-pane glass for maximum energy efficiency

ENTRY DOOR SYSTEMS

Pella offers three lines of low-maintenance entry doors with virtually endless style choices and superior weather resistance. The doors have been designed for one purpose: to offer you more beauty, performance and value than any other entry door.



THE DOOR SYSTEM YOU CAN BELIEVE IN.

MASONITE.
Open to extraordinary.
Interiors and Exterior Doors

